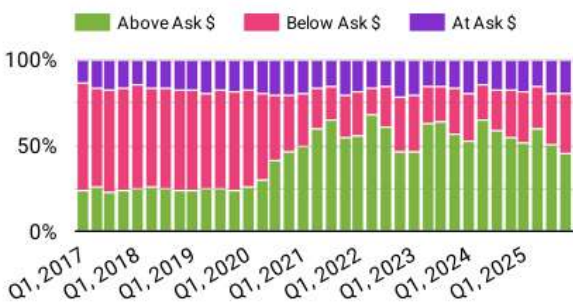
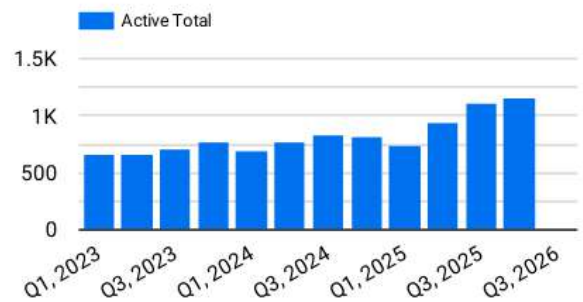
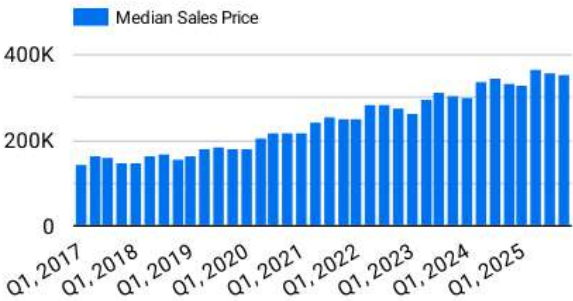
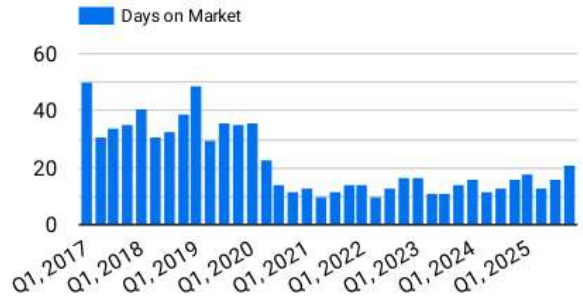
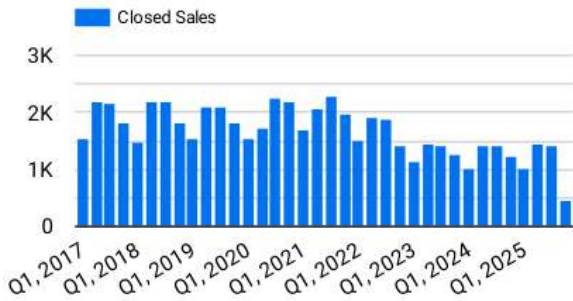


LOCAL MARKET UPDATE

October 2025

Camden County, NJ

	OCT 2025	OCT 2024	Change	SEP 2025	Change	YTD 2025	YTD 2024	Change
Closed Sales	469	431	8.8%	466	0.6%	4,380	4,312	1.6%
DOM	21	15	40.0%	19	10.5%	16	14	14.3%
Median Sales Price	353,000	330,000	7.0%	358,000	-1.4%	355,000	327,000	8.6%
Closed Over List Price	45.4%	56.1%	-19.1%	42.9%	5.8%	53.3%	59.0%	-9.6%
Closed At List Price	19.6%	14.4%	36.4%	22.7%	-13.8%	17.9%	16.4%	9.0%
New Listings	537	518	3.7%	537	0.0%	5,473	6,919	-20.9%
Active for Sale (avg)	1,157	868	33.3%	1,138	1.7%	953	780	22.1%
Pending Sales (avg)	531	511	4.0%	535	-0.8%	521	534	-2.3%



kww THE MIKE LENTZ TEAM
KELLERWILLIAMS. REALTY