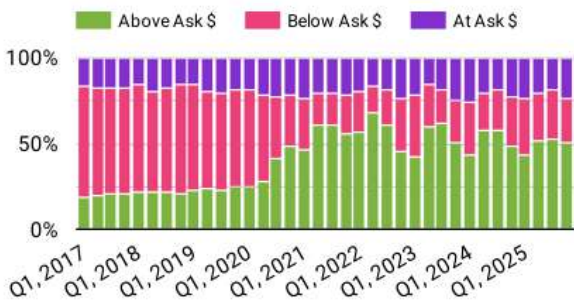
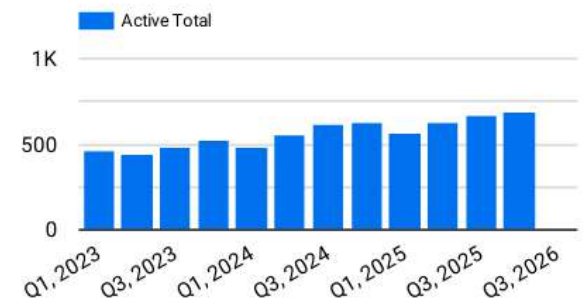
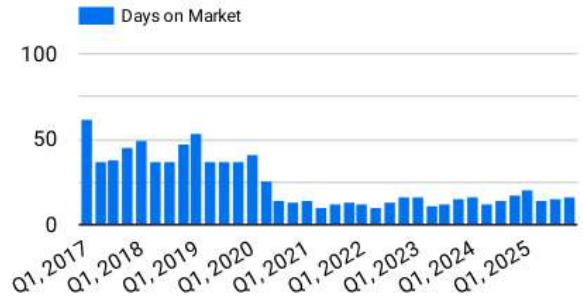
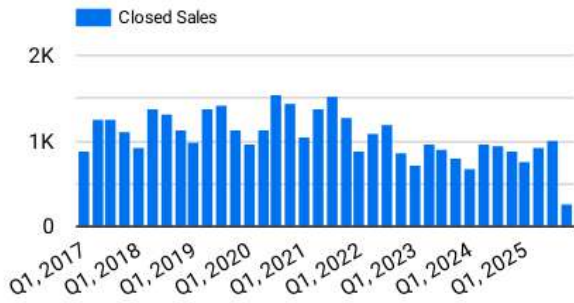


LOCAL MARKET UPDATE

October 2025

Gloucester County, NJ

	OCT 2025	OCT 2024	Change	SEP 2025	Change	YTD 2025	YTD 2024	Change
Closed Sales	277	297	-6.7%	331	-16.3%	2,988	2,903	2.9%
DOM	17	17	0.0%	17	0.0%	16	14	14.3%
Median Sales Price	373,500	351,500	6.3%	357,000	4.6%	360,000	345,000	4.3%
Closed Over List Price	50.9%	49.8%	2.1%	47.7%	6.6%	50.1%	53.3%	-5.9%
Closed At List Price	23.5%	22.6%	4.0%	17.5%	33.9%	20.9%	21.4%	-2.5%
New Listings	349	336	3.9%	364	-4.1%	3,566	4,202	-15.1%
Active for Sale (avg)	688	638	7.8%	697	-1.3%	630	563	11.8%
Pending Sales (avg)	381	418	-8.7%	397	-3.8%	394	431	-8.5%



kww THE MIKE LENTZ TEAM
KELLERWILLIAMS. REALTY