LOCAL MARKET UPDATE

October 2026

Cumberland County, NJ

	OCT 2026	OCT 2025	Change	SEP 2026	Change	YTD 2026	YTD 2025	Change
Closed Sales	107	134	-20.1%	117	-8.5%	1,017	1,112	-8.5%
DOM	29	30	-3.3%	31	-6.5%	30	29	3.4%
Median Sales Price	288,000	261,500	10.1%	280,000	2.9%	280,000	270,000	3.7%
Closed Over List Price	31.8%	29.9%	6.4%	32.5%	-2.2%	37.5%	35.7%	5.0%
Closed At List Price	29.0%	29.1%	-0.3%	23.1%	25.5%	23.8%	22.6%	5.3%
New Listings	161	160	0.6%	143	12.6%	1,554	1,591	-2.3%
Active for Sale (avg)	418	411	1.7%	430	-2.8%	404	394	2.5%
Pending Sales (avg)	129	158	-18.4%	143	-9.8%	136	149	-8.7%

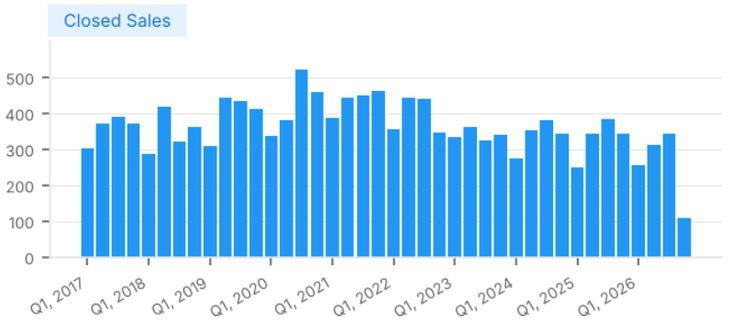

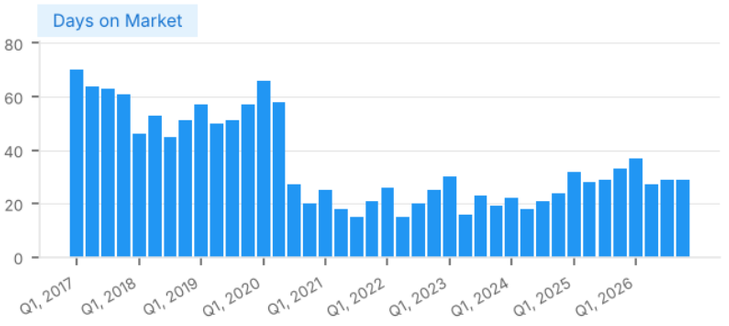





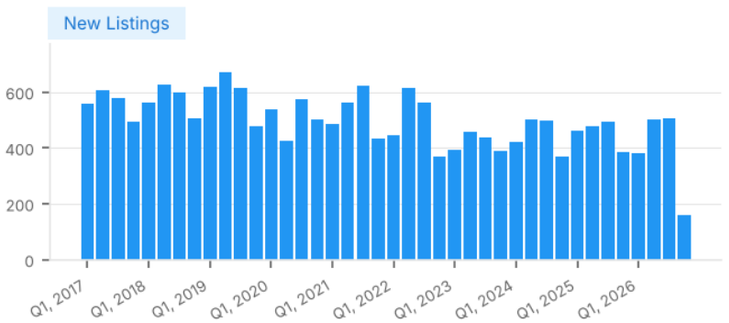

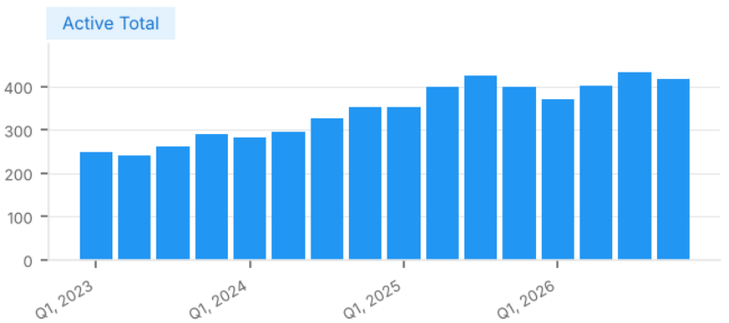

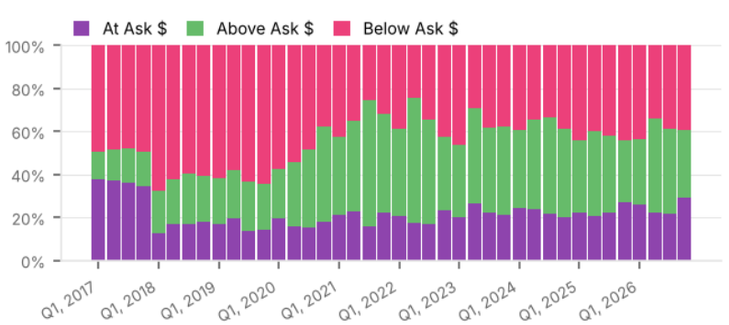

THE MIKE LENTZ TEAM
KELLERWILLIAMS REALTY